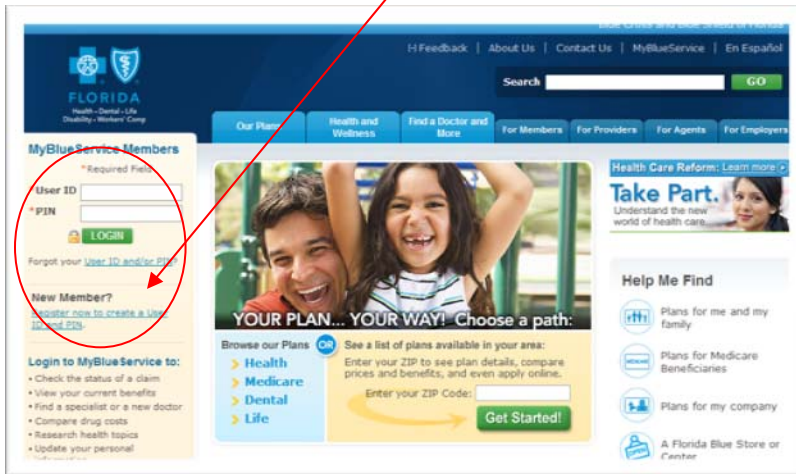


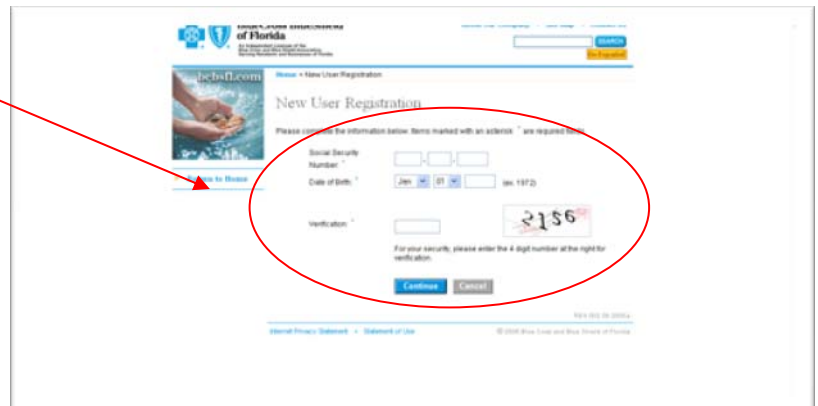
How to Access MyBlueServices

Step 1: Log into <http://www.bcbsfl.com>

Step 2: From the Home Page, first time users click on “Register”




Step 3: Enter your Social Security Number, Date of Birth and Verification Code as it appears on the screen



Step 4: Click Continue

Step 5: Enter your Contract Number, Create User ID, Create a Personal Identification Number (PIN), Enter your email address

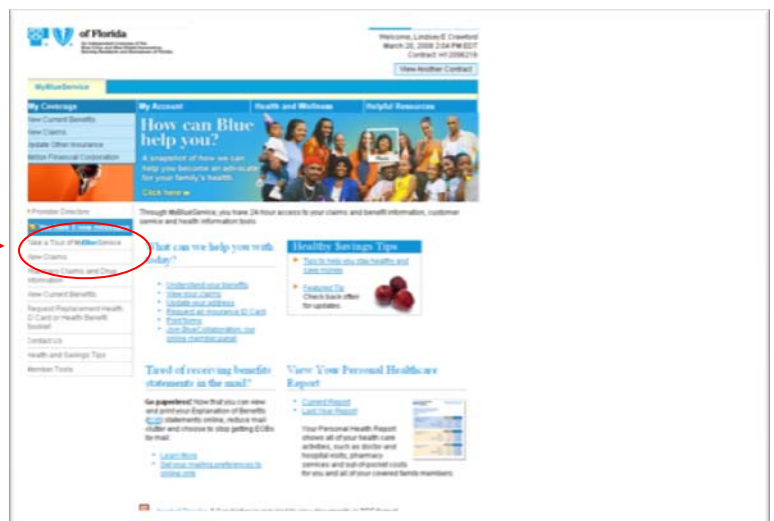
You can obtain your Contract Number by calling Member Services at 800.727.2227



Step 6: Click Continue

Step 7: Now you are ready to use MyblueService

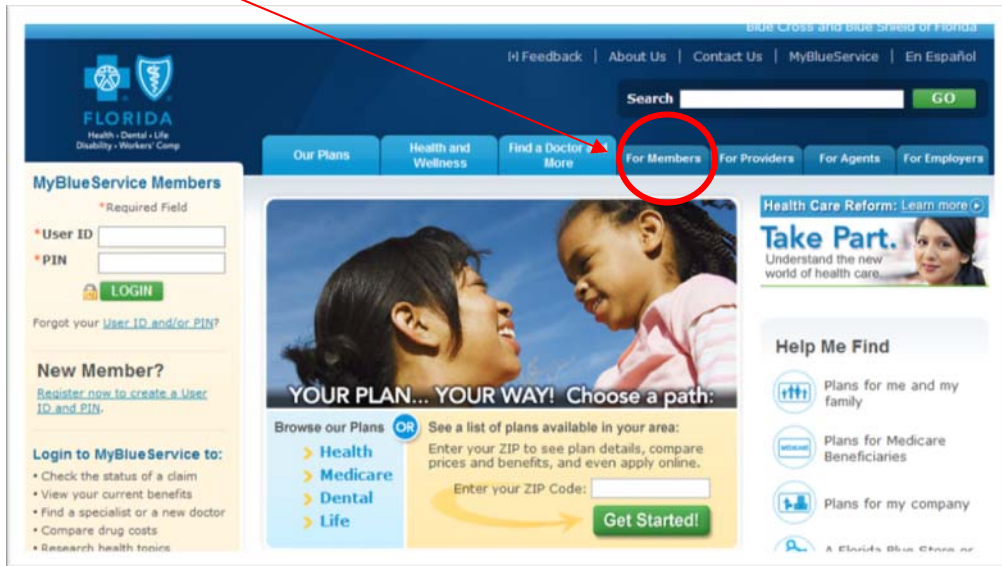
Be Sure to Take a Tour of MyBlue Service to learn all the features of the site



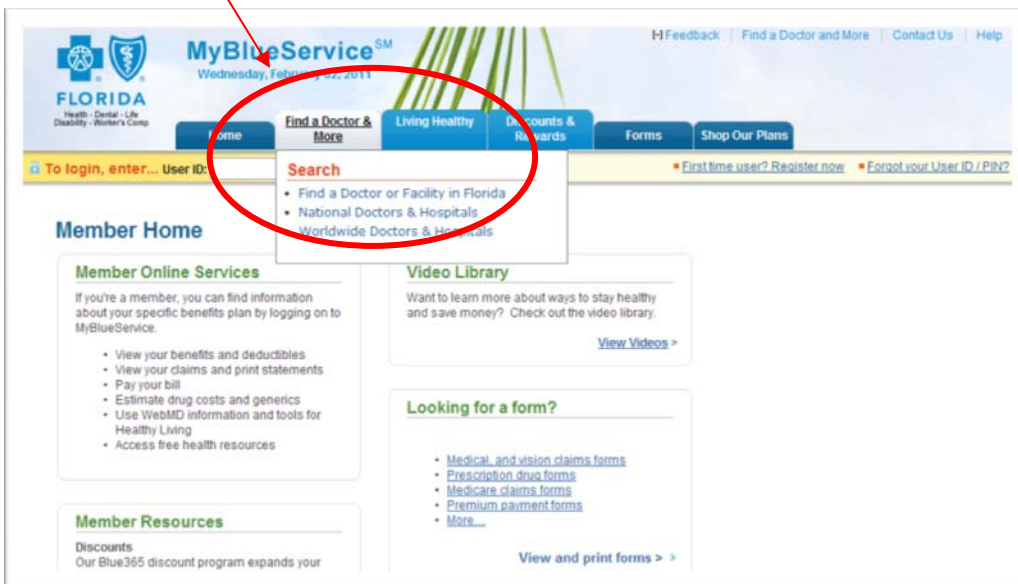
How to Locate a Provider

www.bcbsfl.com

Select "For Members" from the tab menu.



You will be redirected to the member home page. Here you will have the option to "Find a Doctor & More" from the tab menu. Click on [National Doctors & Hospitals](#)





You will be redirected to a new web page in a new window. You will need to click on "Guest"

The screenshot shows the Blue National Doctor & Hospital Finder interface. At the top, there is a header with the BlueCross BlueShield Association logo and the title "Blue National Doctor & Hospital Finder". Below the header, there are instructions for users. A navigation bar contains two tabs: "MEMBER" and "GUEST". The "GUEST" tab is highlighted with a red circle. Below the tabs, there is a form with a "Prefix:" label and a text input field. To the right of the form is a "FIND PROVIDERS" button. On the right side of the page, there is a photo of a doctor and text that reads: "To locate healthcare providers outside of the U.S., [Click Here](#). If you are a Federal Employee (FEP) member, please [Click Here](#)." At the bottom, there is a footer with links for Mobile, Help, Glossary, FAQ, Return to Login Page, Report Issues, and Rate Our Page, along with a copyright notice for 2010 Blue Cross and Blue Shield Association.

Then click on "BlueCard PPO/EPO" then Find Providers

The screenshot shows the Blue National Doctor & Hospital Finder interface. At the top, there is a header with the BlueCross BlueShield Association logo and the title "Blue National Doctor & Hospital Finder". Below the header, there are instructions for users. A navigation bar contains two tabs: "MEMBER" and "GUEST". The "GUEST" tab is highlighted with a red circle. Below the tabs, there is a form with a "Prefix:" label and a text input field. To the right of the form is a "FIND PROVIDERS" button. On the right side of the page, there is a photo of a doctor and text that reads: "To locate healthcare providers outside of the U.S., [Click Here](#). If you are a Federal Employee (FEP) member, please [Click Here](#)." At the bottom, there is a footer with links for Mobile, Help, Glossary, FAQ, Return to Login Page, Report Issues, and Rate Our Page, along with a copyright notice for 2010 Blue Cross and Blue Shield Association.

Then you can search by provider, zip code or address.